



**connect**  
Connecting education

## Quick guide for parents (Secondary)

**Login to Connect at  
[connect.det.wa.edu.au](https://connect.det.wa.edu.au)**

**Communicate** easily with teachers.

Stay **informed** about school activities and events.

**Securely** access your child's learning assessments and feedback.

**Engage** in your child's learning anytime, anywhere and **on any device**.

Your school will provide you with a secure **user name** and a **password**.

# Connect: Home Page

- A All your children in one place**  
Select your child's name to see all the Connect classes available for that child
- B Classes**  
Click on a class name to view the class.
- C School Space**  
Find the latest notices and information from your school.
- D Send Absentee Note**  
Notify the school of the reason for your child's absence and attach a medical certificate.
- E Next Event**  
Stay up to date with school and class events and deadlines.
- F Next Submission**  
View homework and assignments due in all your children's classes.
- G Change Password**  
Manage your password and notify the school if you change your email address.

The screenshot shows the Connect Home Page with the following sections and callouts:

- Send an absentee note from Connect:** A card with a "Learn more" button and an image of a person using a smartphone. Callout G is positioned to the right of this card.
- Classes:** A section with a "View All" button and a list of classes. Callout A is positioned above the class list.
- Class List:** Shows two classes: "8 Science" (with callout B) and "Whole School Spell Off".
- Latest Information:** A section with a "Read" button. It displays a notice titled "Term 3 Novel Study" with details about a notice in Room 14 and a teacher's message. Callout D is positioned to the left of this section.
- Change Password:** A button in the top right corner. Callout G is positioned to its right.
- Terms of Use:** A button in the top right corner. Callout G is positioned to its right.
- My Spaces:** A section listing schools: "Australia Terrace Primary School" (with callout C) and "Swan Valley Secondary College".
- Send Absentee Note:** A button in the right sidebar. Callout D is positioned to its right.
- Next Event:** A section with a "Read" button. It displays an event titled "Character Expose - Exam Preparation" with a deadline of "Yr 11 - English - Unit 1" and a due date of "3:00 PM Friday, 21 Sep". Callout E is positioned to its right.
- Next Submission:** A section with a "Read" button. It displays a message: "You currently don't have any submissions due." Callout F is positioned to its right.
- Active Classes:** A section showing "36819 Active Classes".
- Online Now:** A section showing "64 Online Now".
- Connect Help:** A section with links to "Parent Flyer - Primary", "Parent Flyer - Secondary", and "Step by Step Guide for Parents".

# Connect: My Children

H

## My Children

See information about each of your children – regardless of school. Use the 'Quick Switch' button to change between your children.

I

## Attendance

Click through each week of the term to see a detailed attendance record.

J

## Classes

Click on a class name to access information about your child's class.

The screenshot shows the 'My Children' page for a child named Samuel. The top navigation bar includes 'Classes', 'My Children', 'Class Notices', and 'My Connect'. The main content area is divided into three sections: 'User Activity', 'Attendance', and 'Classes'. The 'Attendance' section shows a week-by-week record for Term 2, with a legend for Present (P), Authorised absence (AA), and Unauthorised absence (UA). The 'Classes' section lists '8 Science' and 'Whole School Spell Off'. The 'User Activity' section shows a list of activities such as 'viewed the School Class 8 Science' and 'logged in'.

Week	Tuesday	Wednesday	Thursday
1	P	-	UA
2	P	P	P
3	P	P	P
4	-	-	-
5	P	P	P
6	P	P	P
7	-	-	-
8	P	P	P
9	-	P	-

Periods	Present	Authorised absence	Unauthorised absence
	23	0	1

See each child's **classes and teachers**.

Open your child's **semester reports** to download or print.

View trends in your child's **attendance** with a week by week record.

View each of your child's **Connect classes** to see more information including notices, calendar events, learning activities and assignments.

# Connect: My Children

K

## Responsive Screens

On a phone or tablet the menus will move out of your way. Click the icons to open them


L

## Student Reports

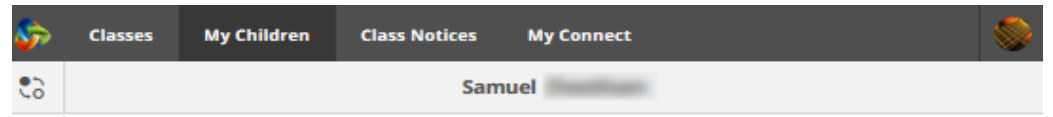
Click on a report to open or download a copy.

M

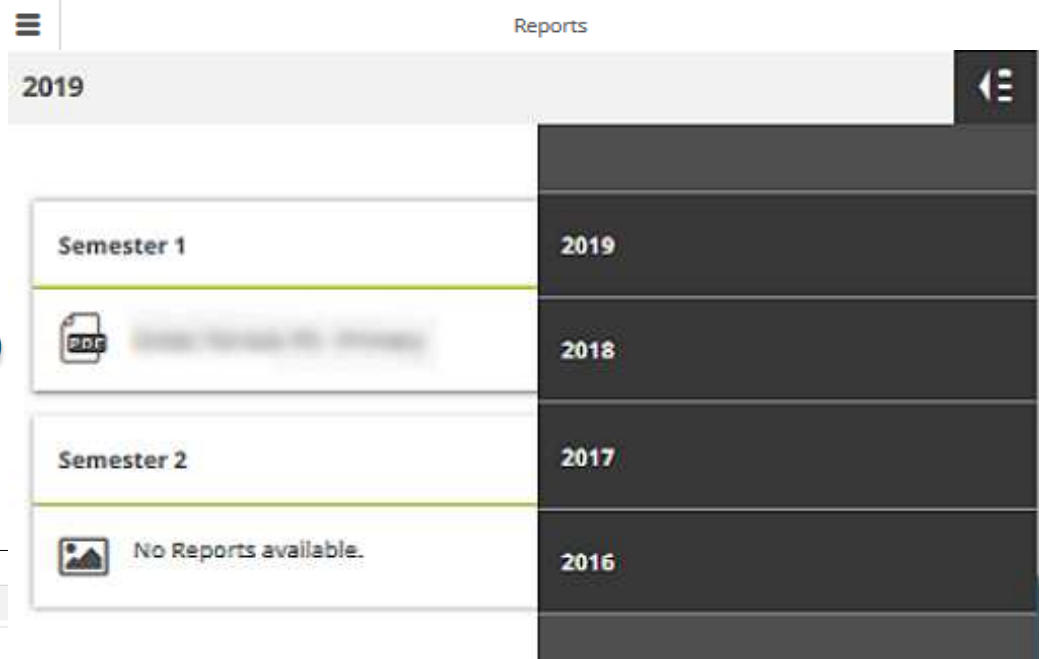
## View past Reports

Click on the  icon and select a year to open or download a copy of past reports.

K

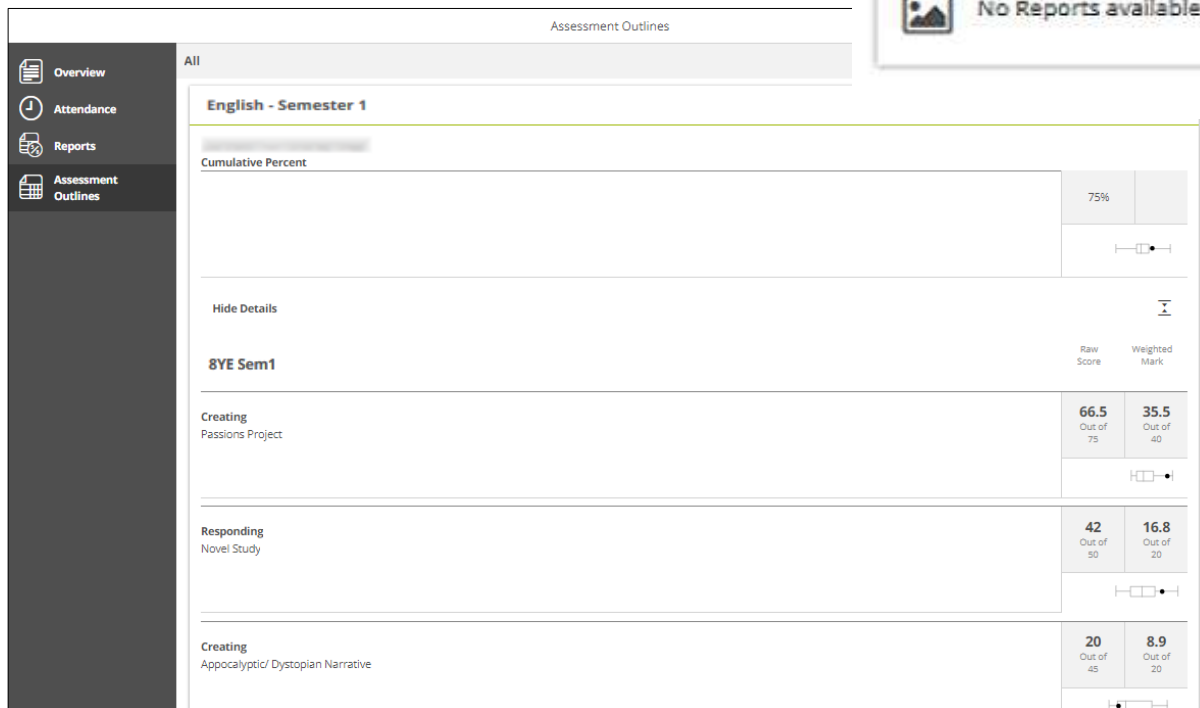


L



M

N



N

## Assessment Outlines

Click on Assessment Outlines to view task marks and cumulative scores.